



**ONTARIO  
METAL**  
PRODUCTS LTD

**Phone:** 905-658-8300

**E-mail:** sales@ontariometalproducts.com

www.ontariometalproducts.com

Galvalume®



Graphite Grey



Blue Grey




Jet Black



Sepia Brown



Pebble Khaki\*



White White\*



Bright Red\*



Antique Linen\*



Charcoal\*



Tan\*



Coffee Brown\*

\*Dark Brown



\*Buckskin



\*Dark Red



\*Stone Grey



\*Melcher's Green



\*Regent Grey



\*Tile Red



\*Slate Blue



\*Bone White



Burnished Slate



\*Black



Trim available in all colors.  
Actual color may vary slightly from those shown above.

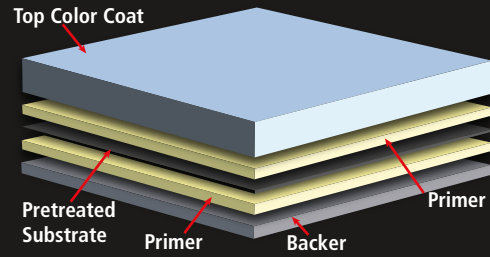


**ONTARIO  
METAL**  
PRODUCTS LTD

Colors	29ga	26ga
Graphite Grey	<input checked="" type="checkbox"/>	<input type="checkbox"/>
Blue Grey	<input checked="" type="checkbox"/>	<input type="checkbox"/>
Jet Black	<input checked="" type="checkbox"/>	<input type="checkbox"/>
Sepia Brown	<input checked="" type="checkbox"/>	<input type="checkbox"/>
Pebble Khaki	<input checked="" type="checkbox"/>	<input type="checkbox"/>
White White	<input checked="" type="checkbox"/>	<input checked="" type="checkbox"/>
Bright Red	<input checked="" type="checkbox"/>	<input type="checkbox"/>
Antique Linen	<input checked="" type="checkbox"/>	<input type="checkbox"/>
Charcoal	<input checked="" type="checkbox"/>	<input checked="" type="checkbox"/>
Tan	<input checked="" type="checkbox"/>	<input type="checkbox"/>
Coffee Brown	<input checked="" type="checkbox"/>	<input checked="" type="checkbox"/>
Galvalume	<input checked="" type="checkbox"/>	<input type="checkbox"/>
Dark Brown	<input checked="" type="checkbox"/>	<input checked="" type="checkbox"/>
Buckskin	<input checked="" type="checkbox"/>	<input type="checkbox"/>
Dark Red	<input checked="" type="checkbox"/>	<input type="checkbox"/>
Stone Grey	<input checked="" type="checkbox"/>	<input type="checkbox"/>
Melcher's Green	<input checked="" type="checkbox"/>	<input checked="" type="checkbox"/>
Regent Grey	<input checked="" type="checkbox"/>	<input type="checkbox"/>
Tile Red	<input checked="" type="checkbox"/>	<input type="checkbox"/>
Slate Blue	<input checked="" type="checkbox"/>	<input type="checkbox"/>
Bone White	<input checked="" type="checkbox"/>	<input checked="" type="checkbox"/>
Burnished Slate	<input checked="" type="checkbox"/>	<input type="checkbox"/>
Black	<input checked="" type="checkbox"/>	<input checked="" type="checkbox"/>

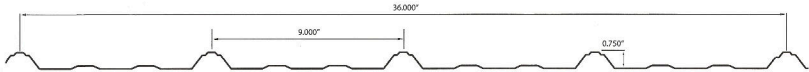
**WEATHERXL™ COATING SYSTEM**

WeatherXL™ is a two coat SMP resin system with a total Dry Film Thickness (DFT) of 0.9 to 1.1 mils.



Top coat: 0.7 to 0.8 mils    Primer: 0.2 to 0.3 mils  
Backer: 0.2 to 0.3 mils

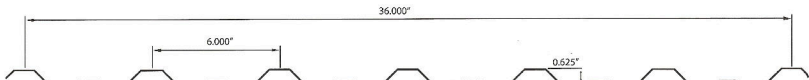
**Tuff Rib Profile**



**Reverse Diamond Rib Profile**



**Diamond Rib Profile**



**Corrugated Metal**

